

4

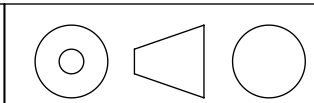
3

2

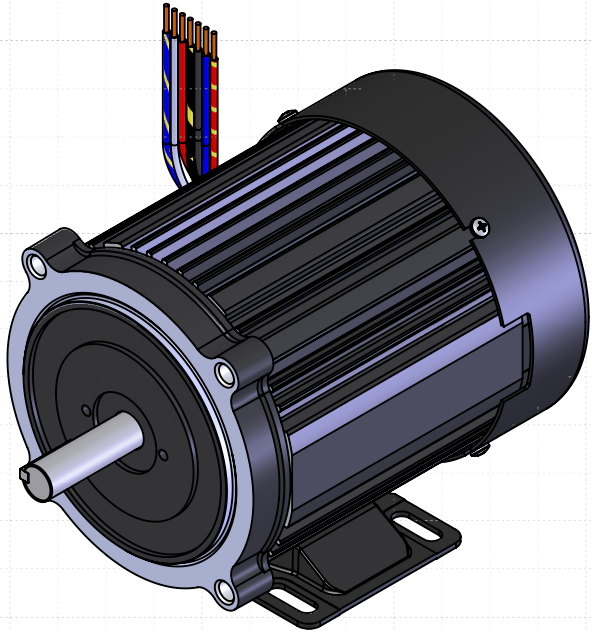
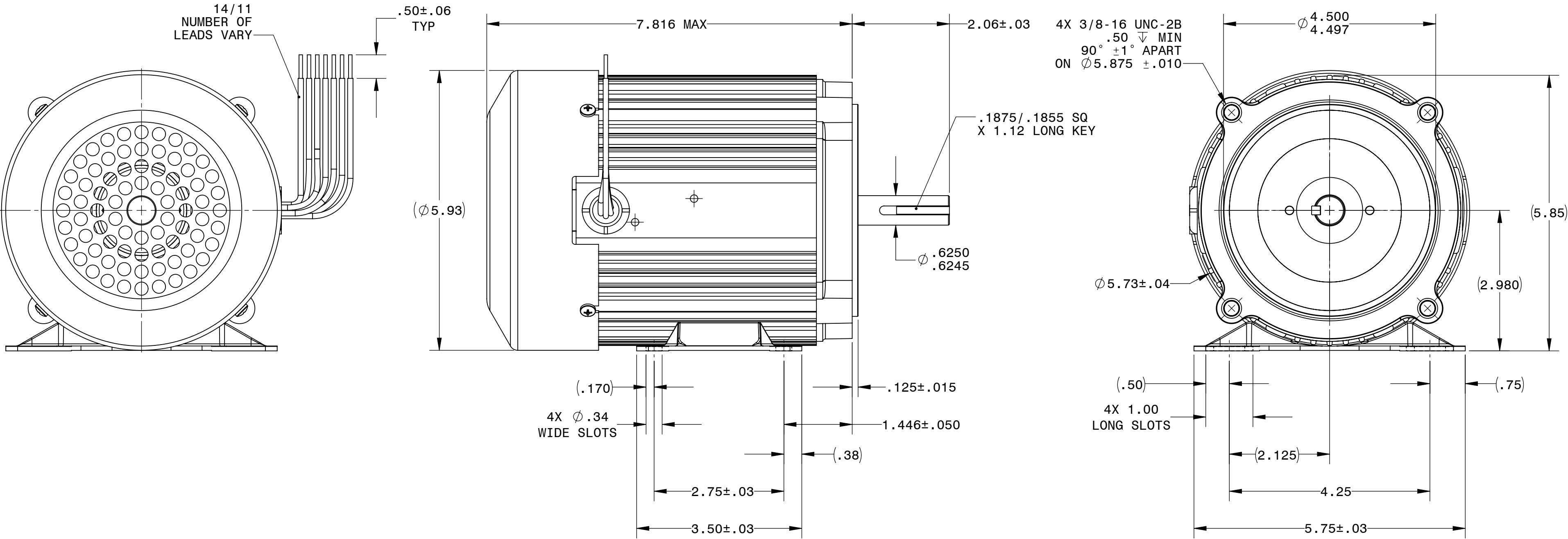
1

BODINE ELECTRIC COMPANY

PART NO./REV: INFM0132 C



| | |
|--------------------------------------|---------------------------------|
| DESCRIPTION: MOTOR 48R6BFCI/SI/PP | |
| SHEET: 1/1 | UNLESS OTHERWISE SPECIFIED: |
| SCALE: 3:5 | UNITS ARE IN INCHES [mm] |
| C | TOLERANCES: .XX:±.01 .XXX:±.005 |
| | ANGLES: X°:±3° X.X°:±0.5° |



REPRESENTATIVE OF MODEL NUMBER(S) :
0283 0284 0286 2240

4

3

2

1